

**Impact Monterey County  
Experiences and Aspirations of  
Monterey County Youth  
11<sup>th</sup> Graders in Monterey County**

For United Way Monterey County

Impact Monterey County

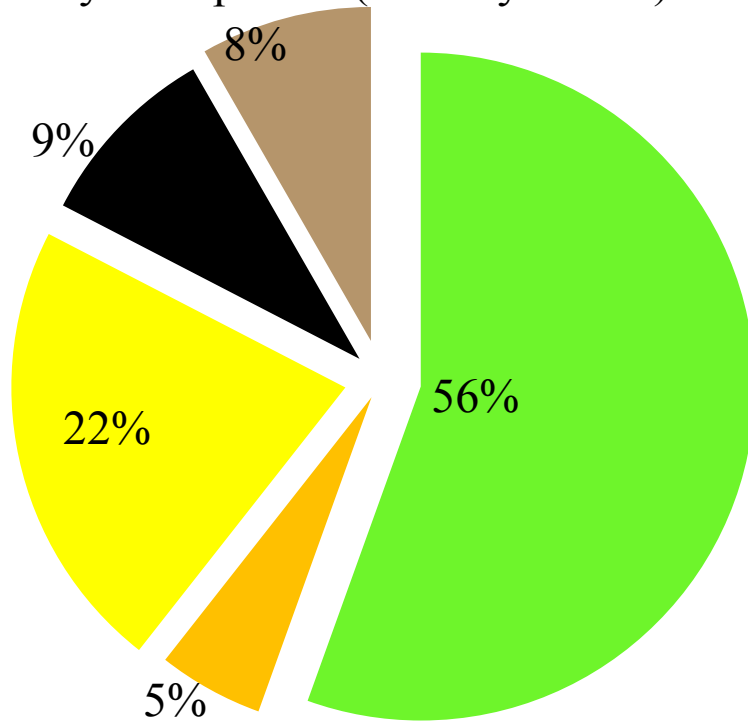
By Noyes Research & Consulting

Thanks to Tish Sammon and Donna Bailey

May 28<sup>th</sup>, 2015

# Youth - Distribution by District Compared with District Population

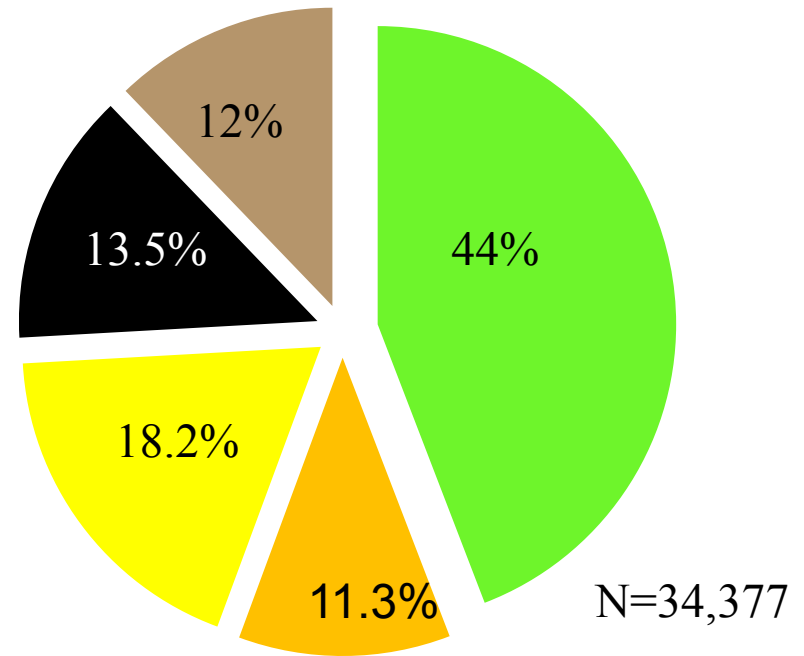
What is your zip code (where you live)?



N=2831



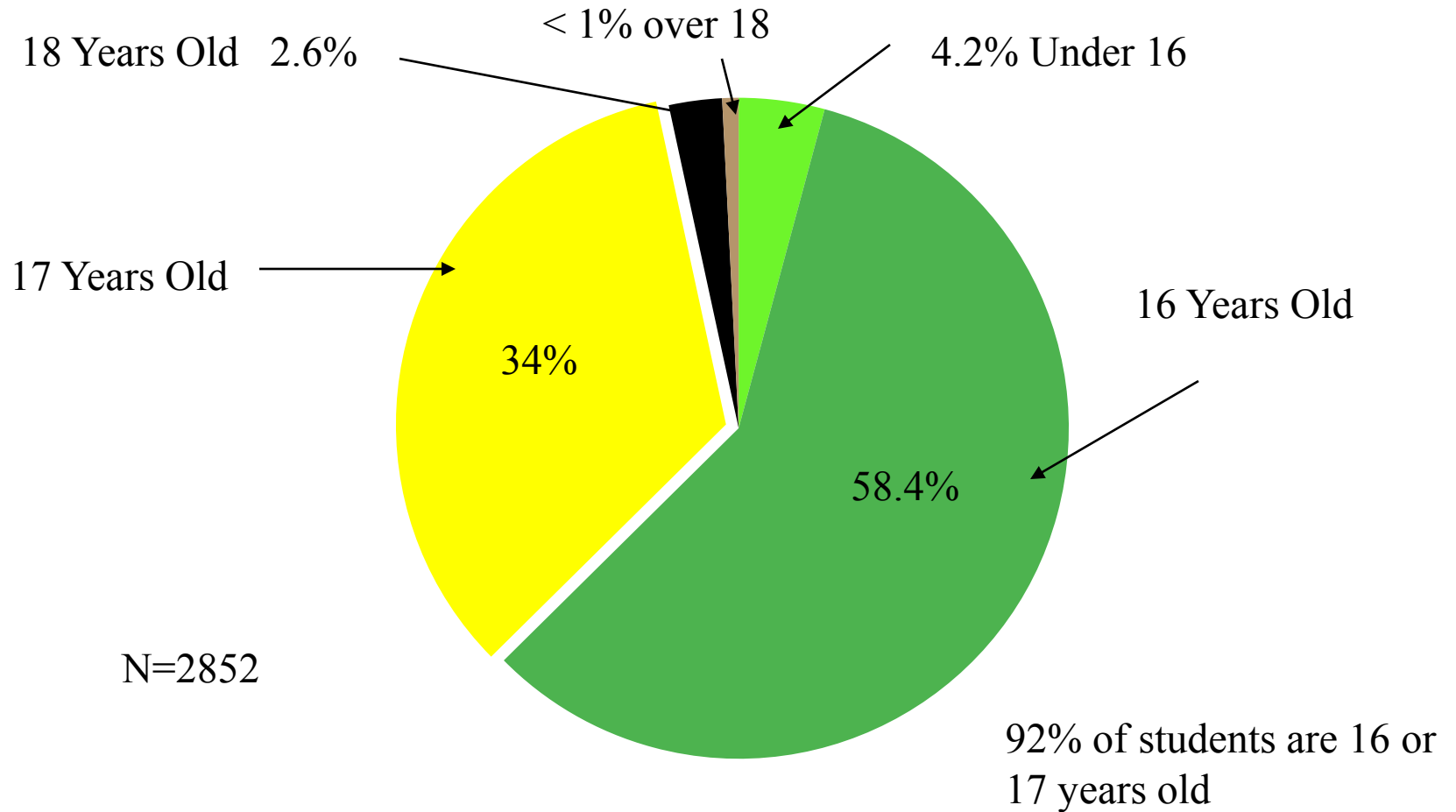
2010 Population Aged 15-19 (Census)



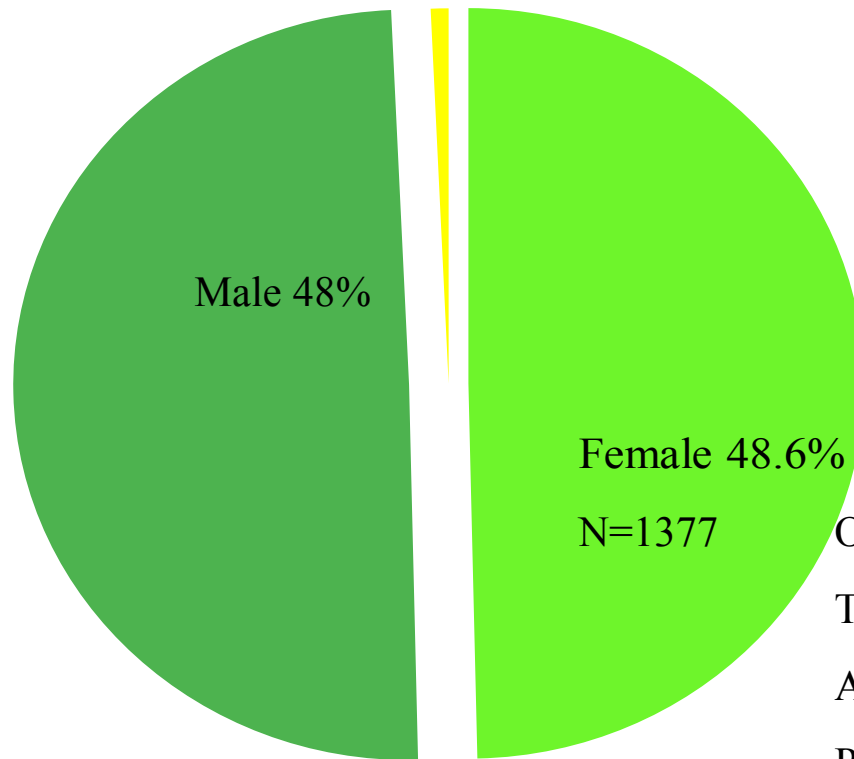
N=34,377



# Youth - Distribution by Age



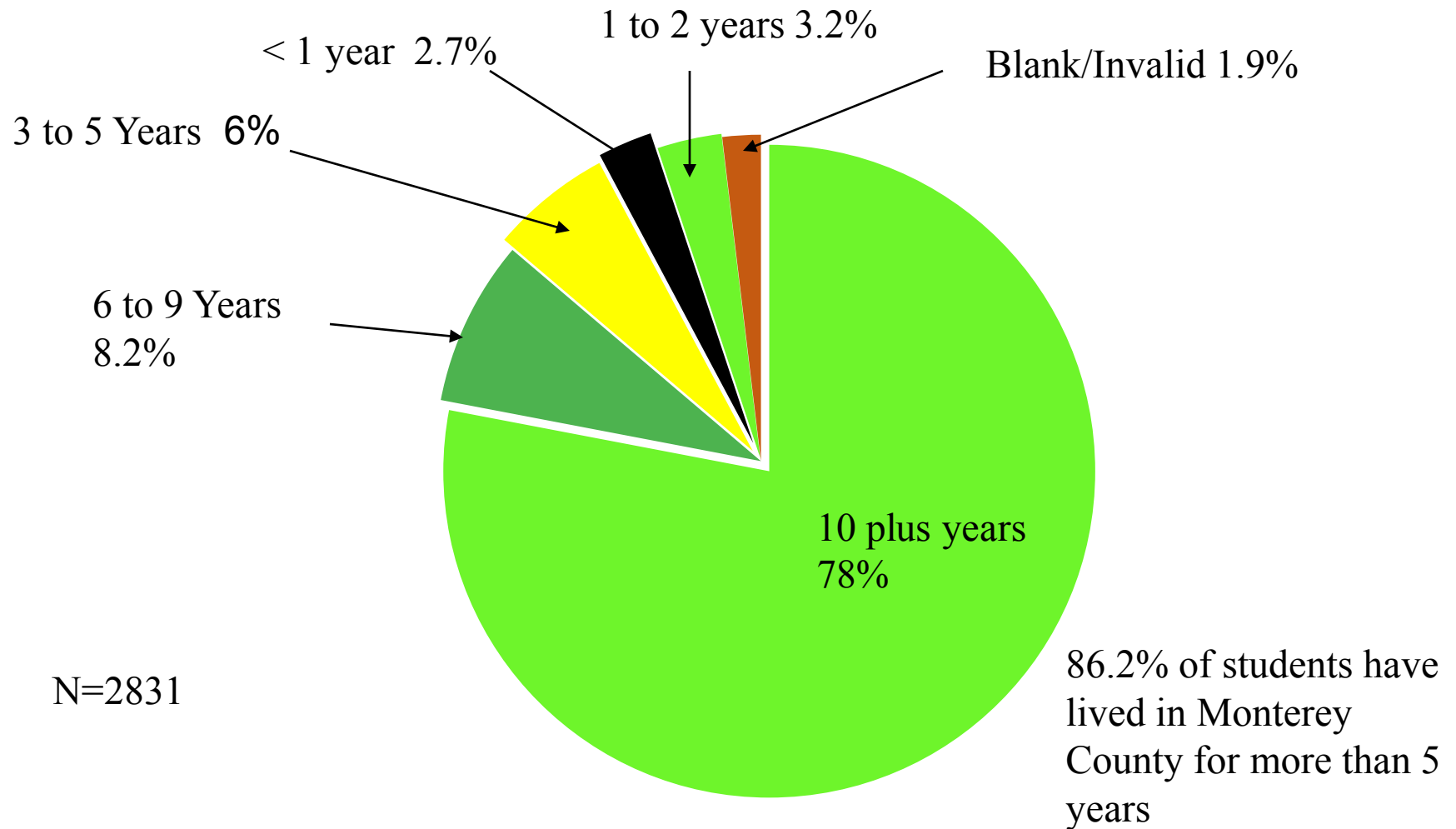
# Youth Surveys - Distribution by Gender



N=2831

Includes Monterey County residents only

# Youth – How Long in Monterey County



# Youth - Distribution by Race/Ethnicity\*

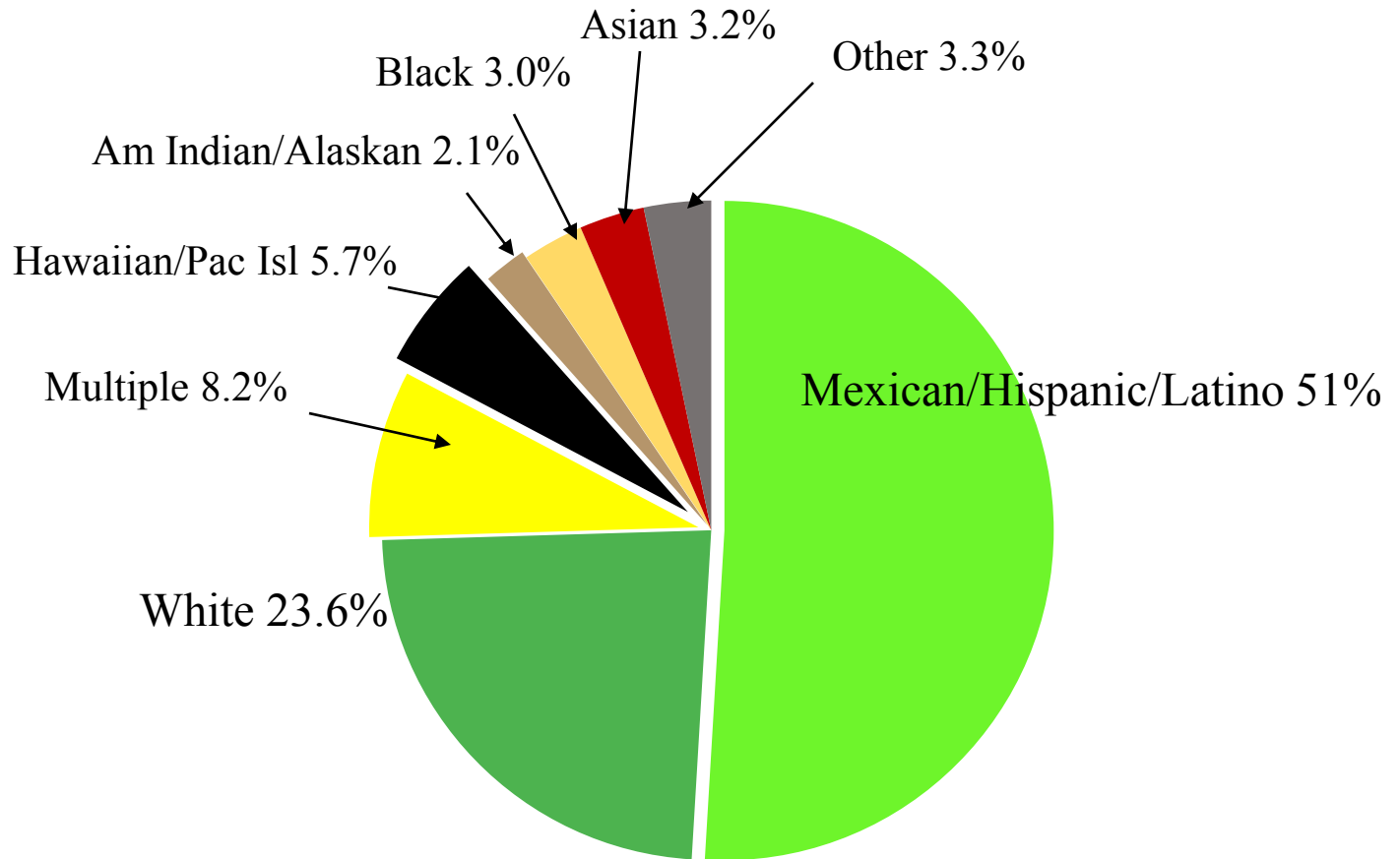
\* Responses to “Please identify your race (choose only 1)” indicated that a significant number of students consider “Mexican:”, “Hispanic” and/or “Latino” a race category. Thus, this table combines race and ethnicity information.

N = 2831

Race/Ethnicity	N	%
Hispanic	1146	40.5%
White	530	18.7%
More than One	183	6.5 %
Hawaiian/Pac Is	128	4.5%
Other	74	2.6%
Asian	72	2.5%
Black	65	2.3%
Am Indian/Alaskan	48	1.7%
No Answer	585	23.6%

# Youth - Distribution by Race/Ethnicity\*

\* Responses to “Please identify your race (choose only 1)” indicated that a significant number of students consider “Mexican:”, “Hispanic” and/or “Latino” a race category. Thus, this table combines race and ethnicity information.



N = 2246

(Blanks excluded)

# Youth - Type of Work

Do you currently have a paid job?

405 students of 2849 valid responses (14.2%) reported having paid work

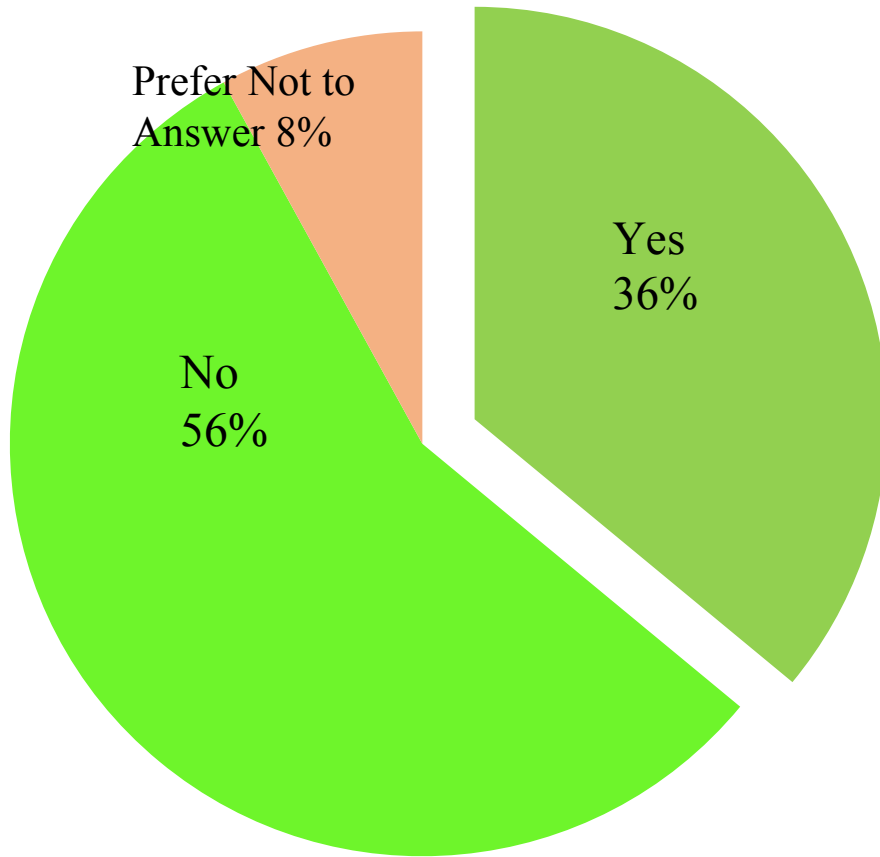
Top 10 Job Categories in Rank Order

1. Food Service/Restaurant/Hostess
2. Retail/Cashier
3. Agriculture Related
4. Child Care/Teaching
5. Labor/Construction
6. Work for Non-Profit
7. Lifeguard
8. Cars/Mechanic
9. Cleaning/Maintenance
10. General Office



# Youth - Volunteer Participation

Are you currently volunteering?



N=2791

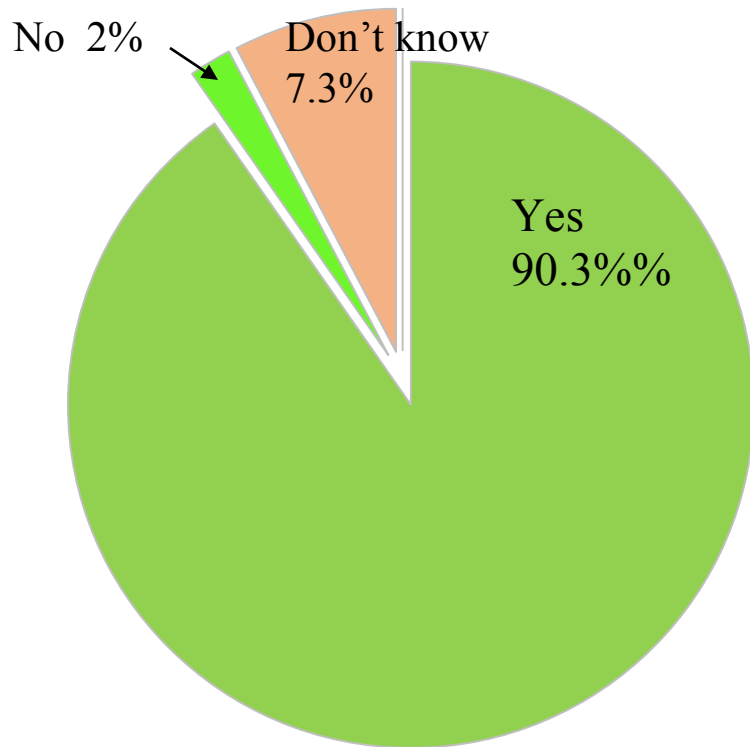
What do you do as a volunteer?



Number of Students


# Youth - Higher Education

**Are you currently planning to continue your education?**



N=2725

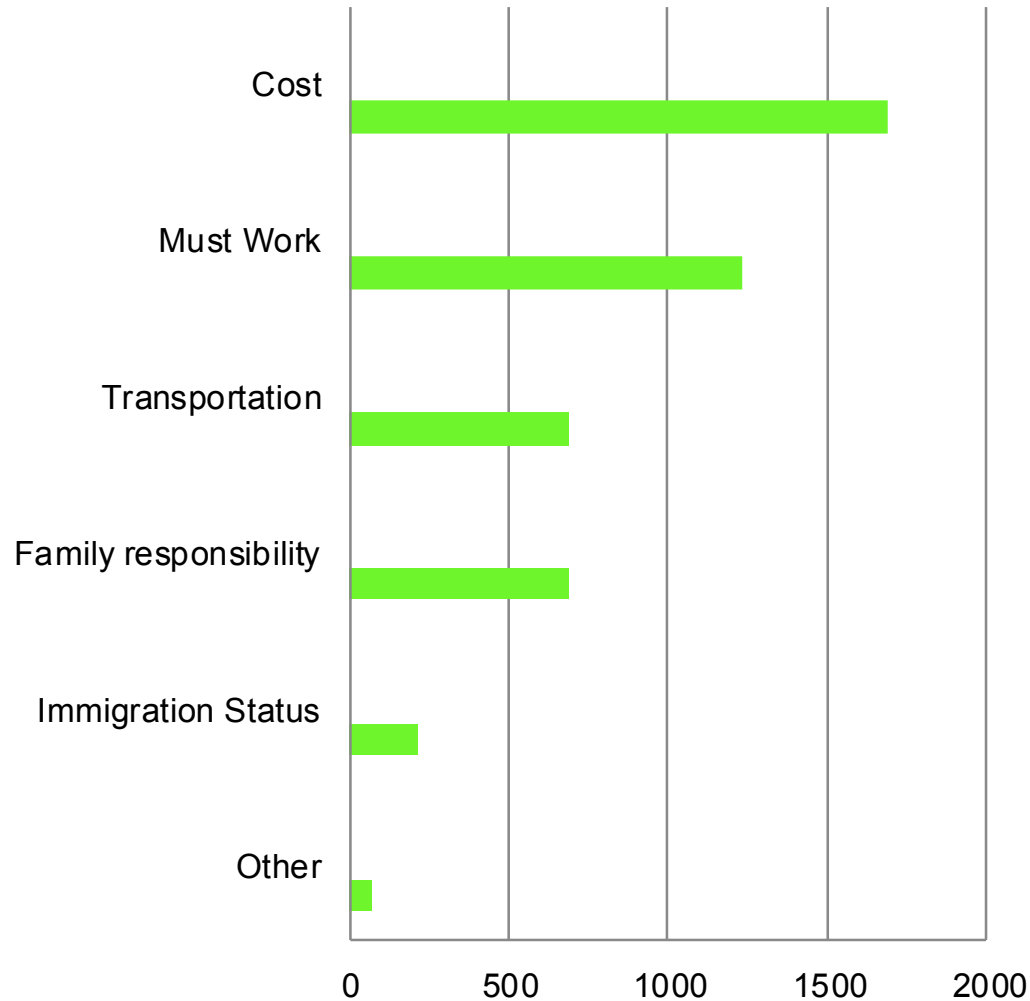
**Highest level of education you seek (in rank order)**



PNA=Prefer Not to Answer

# Youth - Higher Education- Obstacles

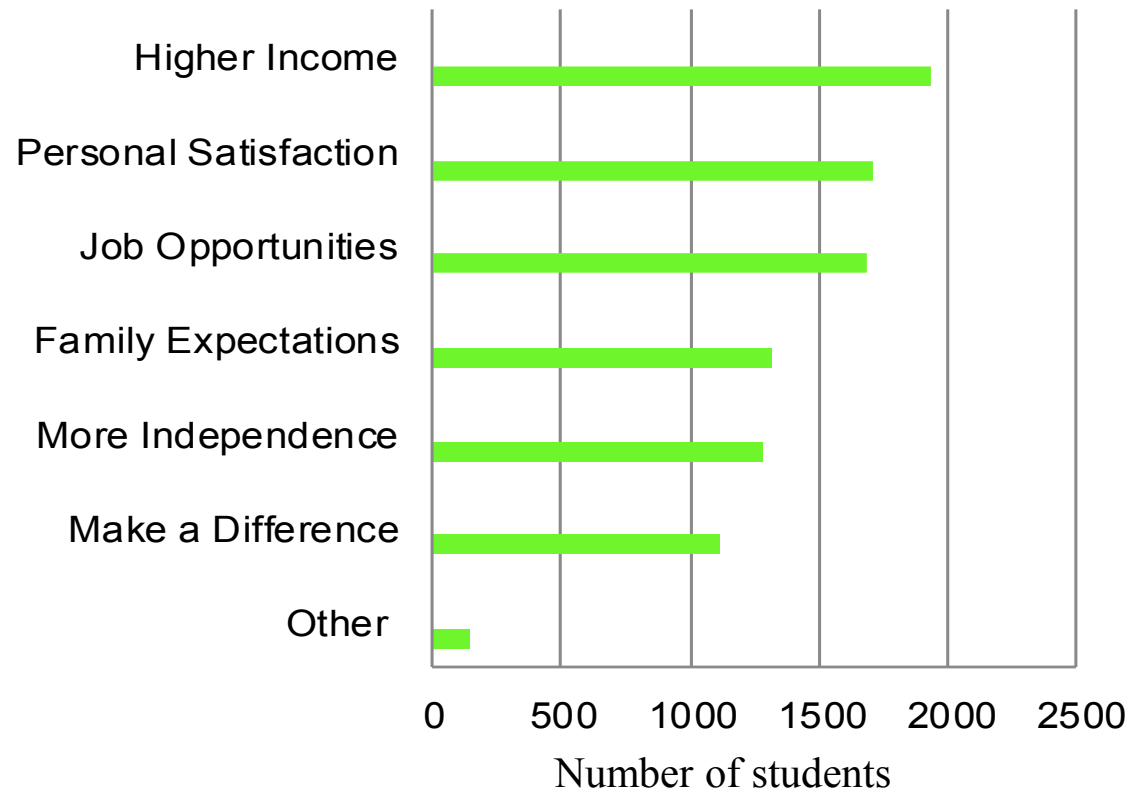
## Obstacles to Higher Education



N=2831

# Youth - Higher Education - Motivation

## Motivates Higher Education (in rank order)



N=2831

# Youth – What is your career goal?

## Top Careers in Rank Order

1. Doctor (9.7%)
2. Criminal Justice ( Investigator, FBI, Forensic, etc) (9.6%)
3. Nurse (9.0%)
4. Engineer (6.5%)
5. Business, Finance (5.3%)
6. Social Work or Psychologist (4.8%)
7. Computer Science (4.6%)
8. Teacher (4.1%)
9. Auto Mechanic (3.8%)
10. Artist, Designer, Animator (3.7%)
11. Professional Athlete (3.4%)
12. Media (Journalism, Broadcasting, etc) (3.0%)

# Youth – What is your career goal?

## Top Careers in Rank Order for Males

1. Engineer (12.2%)
2. Criminal Justice ( Investigator, FBI, Forensic, etc) (9.5%)
3. Computer Science (8.0%)
4. Auto Mechanic (7.6%)
5. Professional Athlete (6.8%)
6. Business, Finance (6.6%)
7. Doctor (5.9%)
8. Military (4.0%)
9. Music (3.5%)
10. Artist, Designer, Animator (3.2%)
11. Agriculture (2.9%)
12. Media (Journalism, Broadcasting, etc) (2.8%)

# Youth – What is your career goal?

## Top Careers in Rank Order for Females

1. Nurse (15.4%)
2. Doctor (12.8%)
3. Criminal Justice (9.5%)
4. Social Worker or Psychologist (7.9%)
5. Teacher (5.6%)
6. Artist, Designer, Animator, etc. (4.2%)
7. Business, Finance (4.0%)
8. Health Technician, Assistant (4.0%)
9. Veterinarian (3.9%)
10. Media (Journalism, Broadcasting, etc) (3.2%)
11. Physical Therapist (3.0%)
12. Lawyer (2.9%)

# Youth – What Can be Done to Improve Educational Opportunities in Your Community?

## Top Themes in Rank Order

1. Scholarships, Financial Aid and support to students (17.1%)
2. Greater number of and more varied classes (electives, etc) (11.2%)
3. Programs and clubs (including tutoring) (9.8%)
4. Better trained and dedicated teachers (8.5%)
5. Community resources and connections to community (including transportation) (5.2%)
6. Activities, field trips, fun events that promote creativity (5.1%)
7. More guidance and information on education and career (4.6%)
8. Hands-On “Real-Life” classes and internships (4.2%)
9. A better social climate at school (3.3%)
10. More money to schools (2.8%)

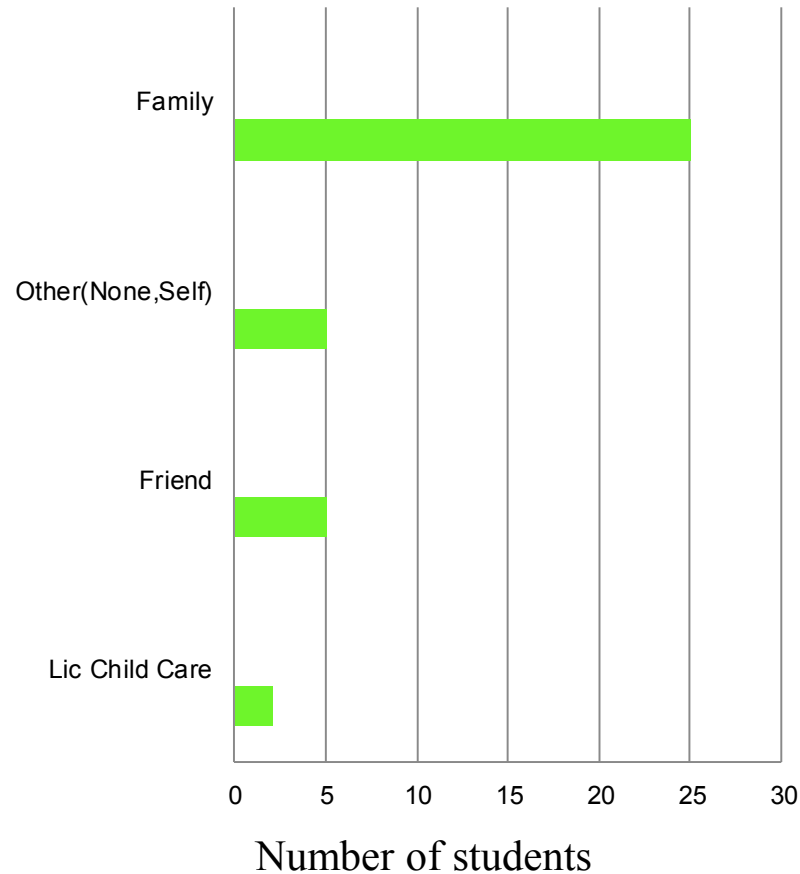
N=1772



# Youth – Do you have children?

Forty-nine (49) students answered yes\*

## Who provides child care?

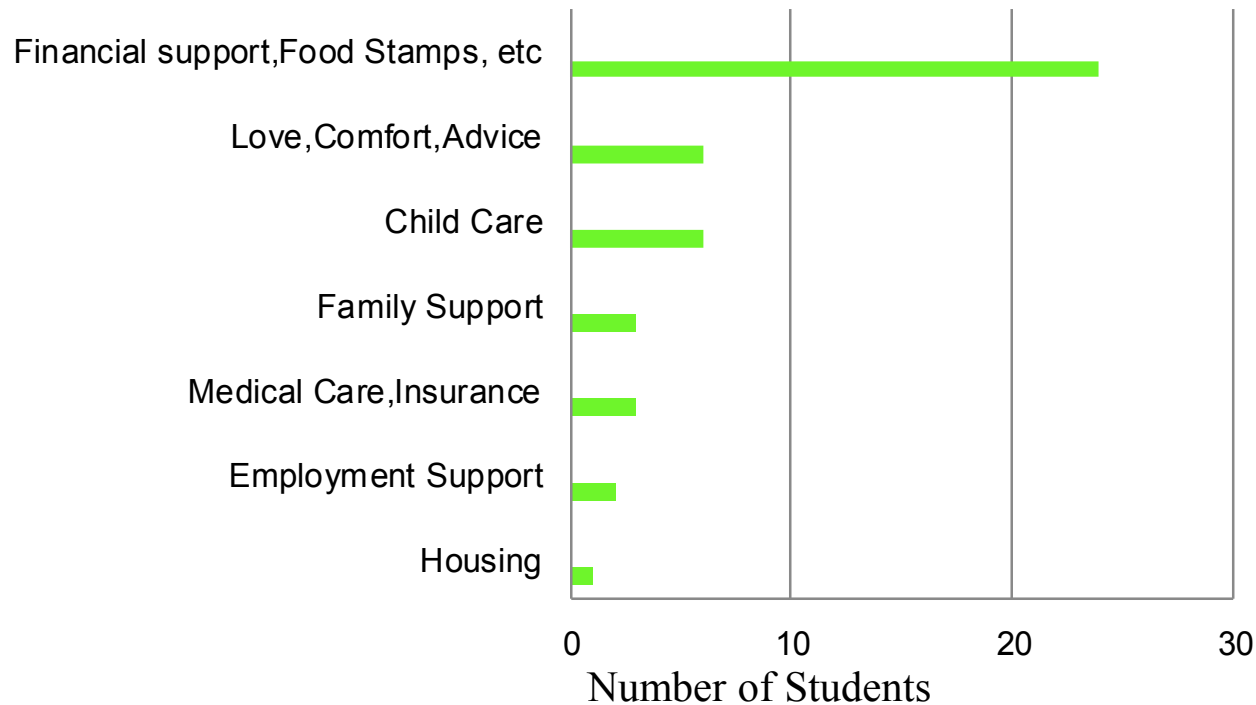


\*20 males, 14  
females, 15 not  
reporting gender

# Youth – What Support Do Teen Parents Need?

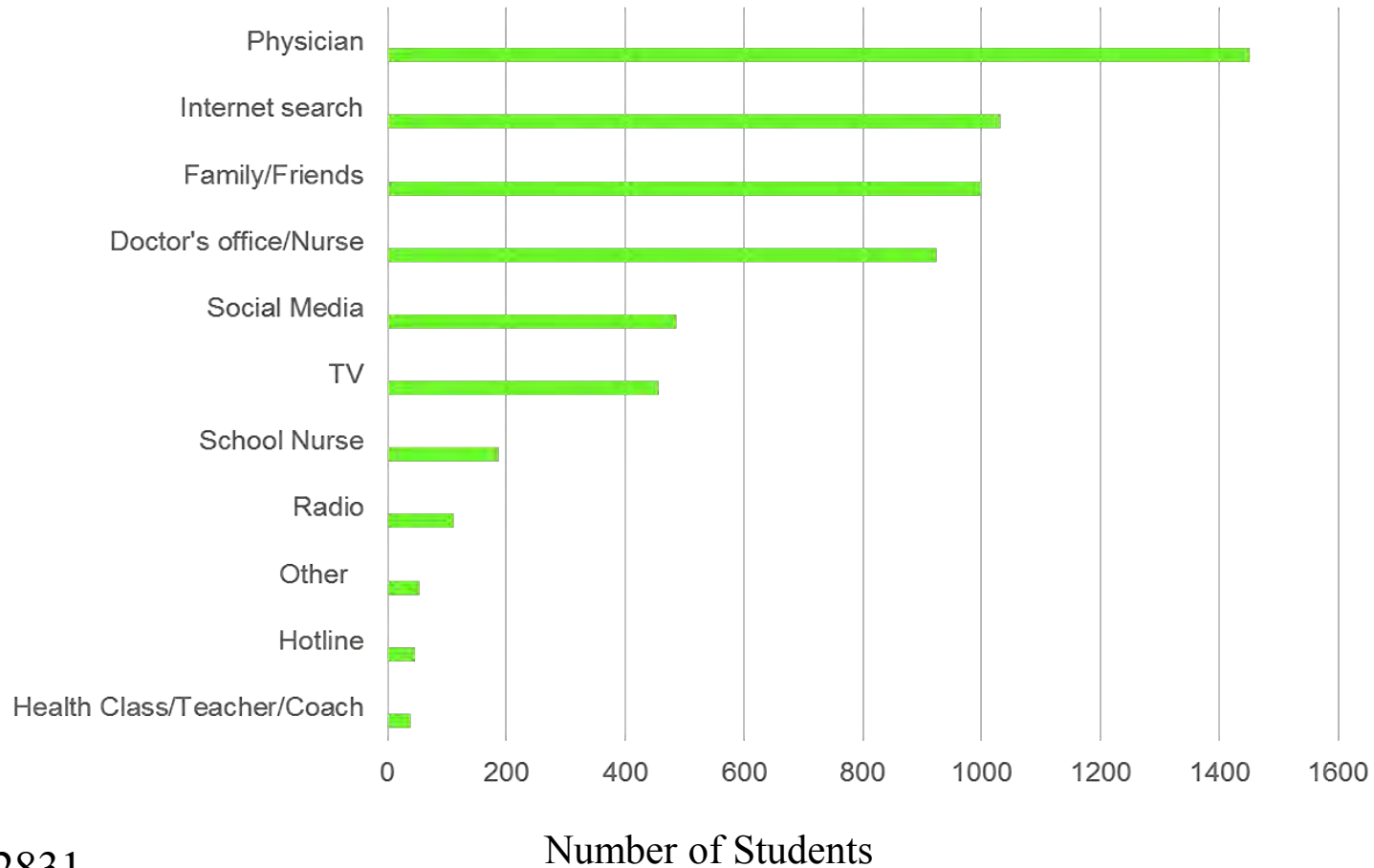
Forty-nine (49) students answered yes to having children

## Support Needed in Rank Order



# Youth - Health Information Sources

How do you usually get health information?



N=2831

# Youth – What do you think are the most serious health concerns facing your generation?

Top 10 Themes of Youth in Rank Order N = 1990 students

1. **Overweight/Obesity – 23%**
2. Pregnancy/STDs (STD,STI,AIDS) - 21%
3. **Drug Abuse – Drugs, Alcohol and Tobacco – 14%**
4. Cancer – 11.4%
5. Diabetes – 8.2%
6. Infectious Disease (i.e.Ebola, measles)- 6.9%
7. Mental Health – Depression, Anxiety – 4%
8. **Lack of Exercise, Unhealthy Food, Fast Food – 3.2%**
9. Heart, Stroke, HBP – 1.5%
10. Unhealthy effects of technology – 1.0%

What Adults Said: (Top 6)

1. Street or gang violence
2. **Overweight/Obesity**
3. **Lack of Exercise**
4. **Alcohol Abuse (esp. Underage)**
5. **Drug Abuse**
6. Bullying among children/teens

# Youth – What can be done in your community to help teens delay pregnancy?

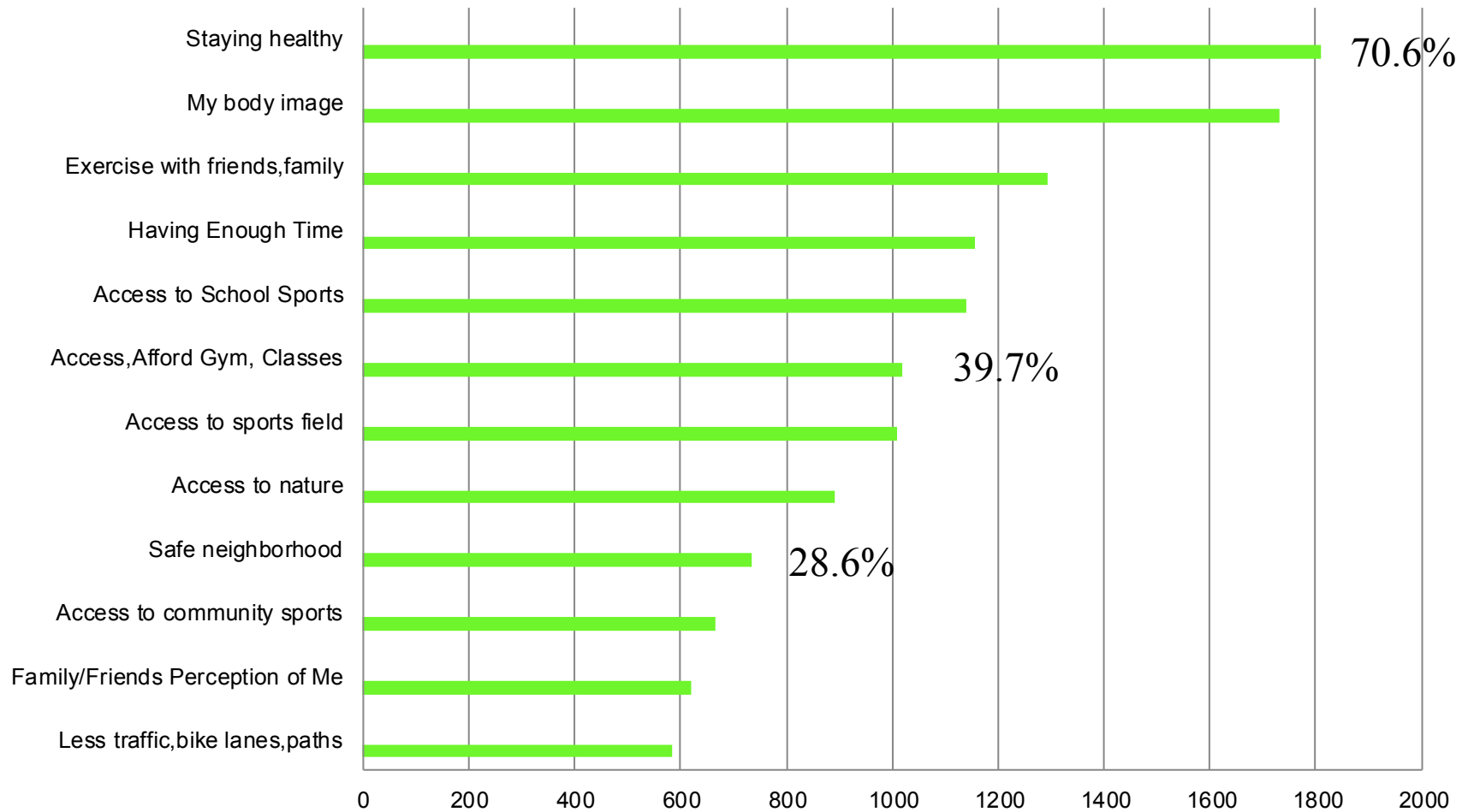
## Top 8 Themes of Youth in Rank Order

1. Contraception/Safe Sex (Free condoms, Easy and anonymous access) (22.3%)
2. Educate and Inform (Show us, Tell us, Awareness) (18.4%)  
Sex Ed and health classes, teen parent presentations, access to information
3. Nothing Can be done - “personal choice” – (7.3%)
4. Talk to someone (7.1%)
5. Abstain-wait until later – (6.5%)
6. Community programs (i.e. Planned parenthood and Postpone, clinics, programs and workshops) (5.3%)
7. Activities and focus on future (3.3%)
8. Get parents involved (3.2%)

N=1910

# Youth – What Motivates to Exercise?

Which of the following factors motivate you to exercise?

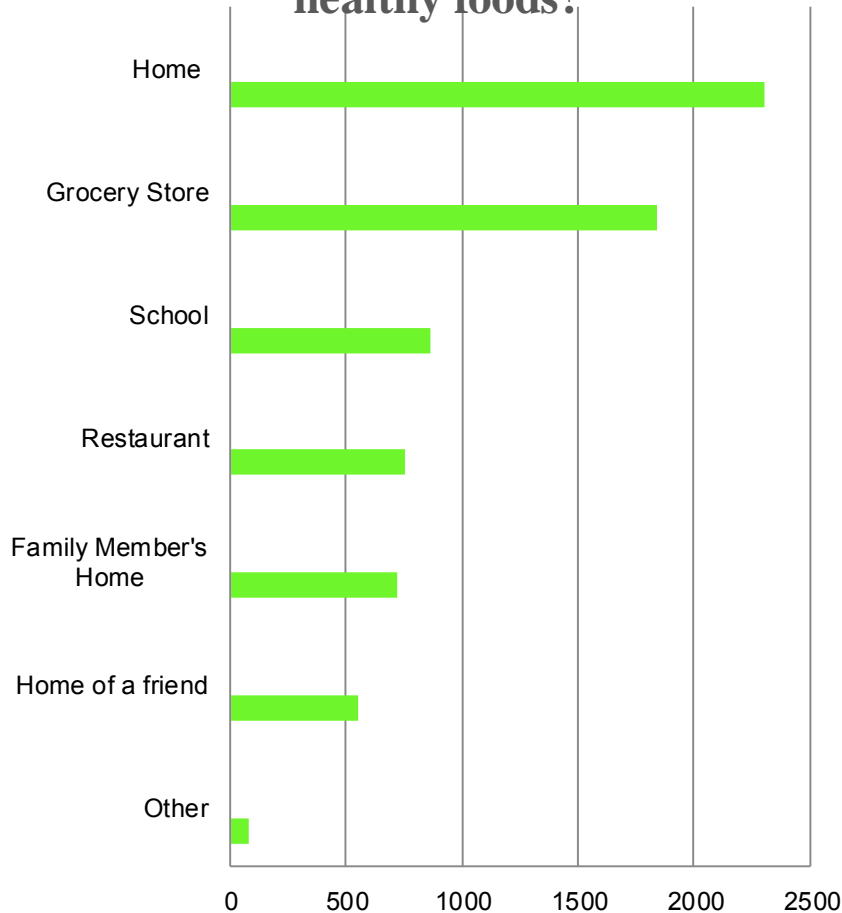


N=2564 reporting being motivated

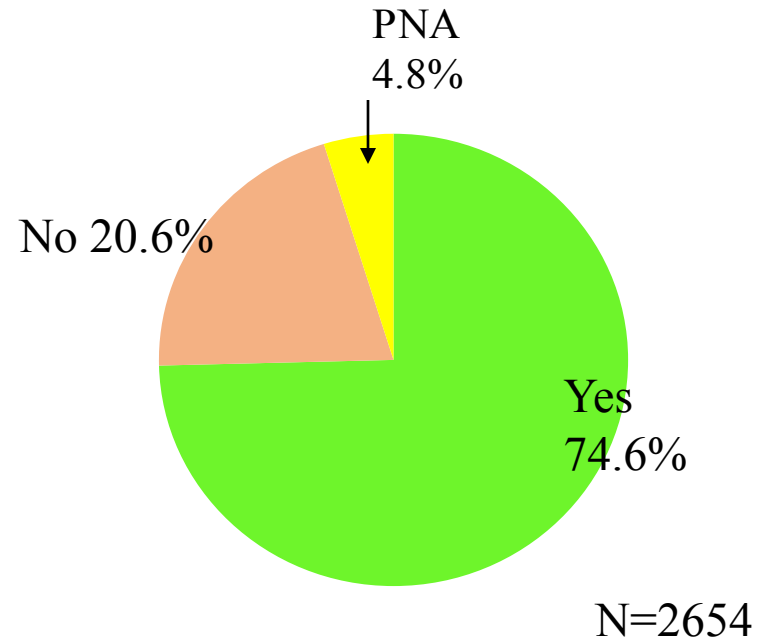
Number of Students

# Youth – Where Get Healthy Foods?

Where do you have access to healthy foods?



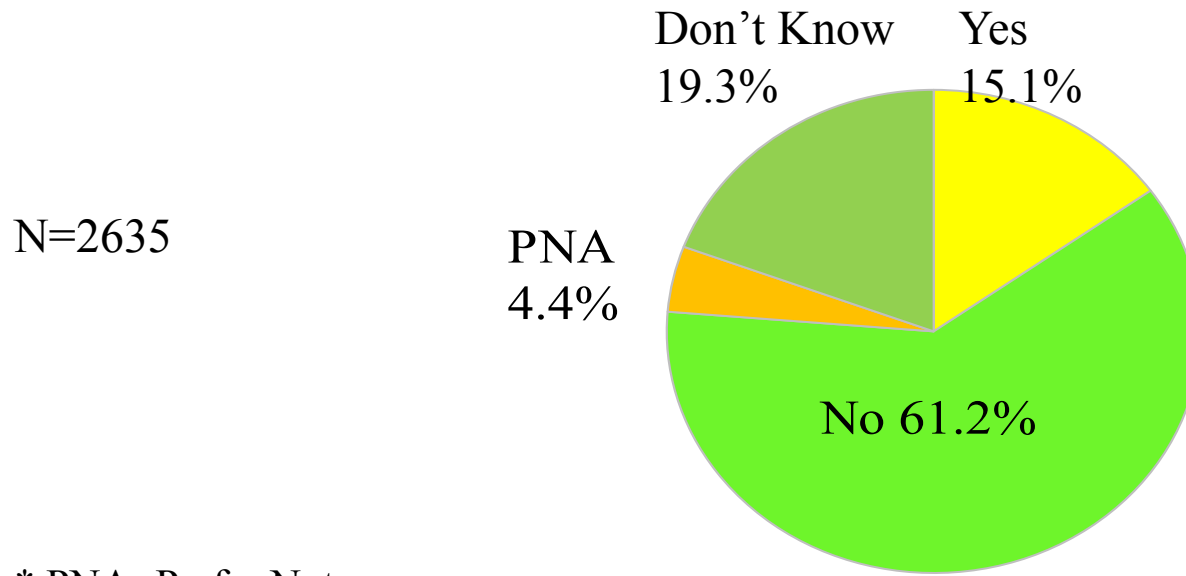
Free Drinking Water at School?



\* PNA=Prefer not to answer

# Youth – Physical Threat or Harm-Community

**In the past 12 months have you or a family member been physically threatened or harmed by someone in your community?**

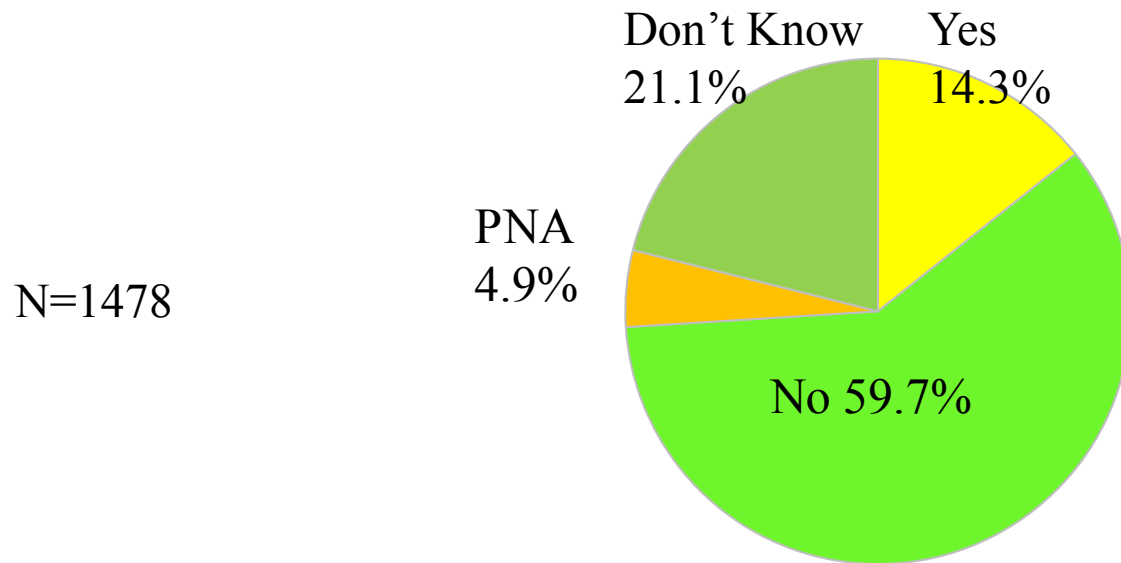


\* PNA=Prefer Not to Answer



# Youth in Salinas— Physical Threat or Harm-Community

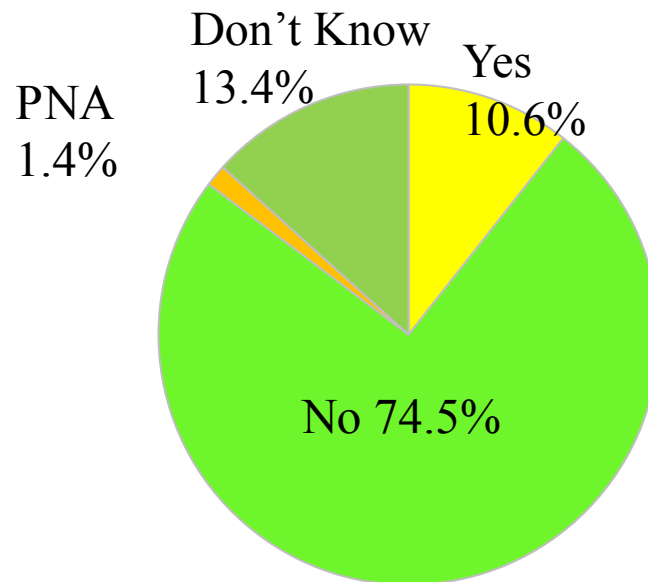
**In the past 12 months have you or a family member been physically threatened or harmed by someone in your community?**



\* PNA=Prefer Not to Answer

# Youth on Peninsula— Physical Threat or Harm-Community

**In the past 12 months have you or a family member been physically threatened or harmed by someone in your community?**



N=100

\* PNA=Prefer Not to Answer

# Youth – Please tell us what could be done to make your community a safer place to live

## Top 8 Themes in Rank Order

1. More police, suppression, arrests (24%)
2. Get people involved-community action, programs, activities, events, communication, neighborhood watch ( 18.3%)
3. Gang prevention, suppression (15.6%)
4. Better qualified police who respond to community better (11.3%)
5. Nothing can be done (8.1%)
6. More security equipment – cameras, etc (7.8%)
7. Improve physical environment, reduce exposure to drugs, drug abuse and use (6.1%)
8. Safe enough now (3.3%)

N=1228

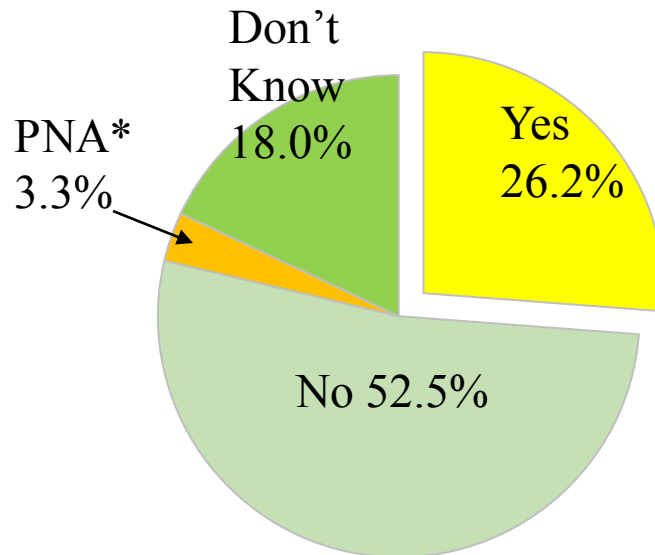
# Youth Who Had Been Harmed in past 12 months- Please tell us what could be done to make your community a safer place to live

## Top 8 Themes in Rank Order

1. More police, suppression, arrests (21.6%)
2. Get people involved-community action, programs, activities, events, communication, neighborhood watch (18.8%)
3. Better qualified police who respond to community better (16.3%)
4. Gang prevention, suppression (12.8%)
5. Nothing can be done (11.2%)
6. More security equipment (7.6%)
7. Improve physical environment, reduce exposure to drugs, drug abuse and use (4.8%)
8. Enforce curfew (3.2%)

# Youth – Physical Threat or Harm at School

**In the past 12 months have you or any of your friends been physically threatened, harmed or bullied by someone at school?**



N=2626

\*PNA=Prefer Not to Answer

Note: The term “bullied” was not defined in the survey

# Youth – Please tell us what could be done to make your school a safer place to be

## Top 10 Themes in Rank Order

1. “Anti-bullying” programs, teamwork and unity at school, (11.4%)
2. Already Safe (10.7%)
3. More and better school supervisors (10.2%)
4. Enforce rules better and impose consequences (9.1%)
5. Nothing can be done (9.1%)
6. More cops, security guards (8.4%)
7. More security – cameras, metal detectors (7.1%)
8. Teachers who listen and care and don’t have favorites (7.0%)
9. Individuals act “nicer”, “friendlier”, more respectful (6.1%)
10. Take violators away, expel, etc (3.9%)

# Youth – Please tell us what could be done to make your school a safer place to be

## Top 4 Themes in Rank Order -Overall

1. “Anti-bullying” programs, teamwork and unity at school, (11.4%)
2. Already Safe (10.7%)
3. More and better school supervisors (10.2%)
4. Enforce rules better and impose consequences (9.1%)

## Top 4 Themes – South County

1. More cops, guards (15.7%)
2. “Anti-bullying programs, teamwork and unity at school (12.8%)
3. More security i.e. cameras metal detectors (12.3%)
4. Already Safe (10.6%)

# Youth – Please tell us what could be done to make your school a safer place to be

## Top 4 Themes in Rank Order -Overall

1. “Anti-bullying” programs, teamwork and unity at school, (11.4%)
2. Already Safe (10.7%)
3. More and better school supervisors (10.2%)
4. Enforce rules better and impose consequences (9.1%)

## Top 4 Themes – Peninsula (incl. Marina and Seaside)

1. Already Safe (19.6%)
2. Individuals should act nicer, friendlier, fairer, more respectful (11.6%)
3. “Anti-bullying programs, teamwork and unity at school (10.9%)
4. Enforce rules and impose consequences (8.7%)



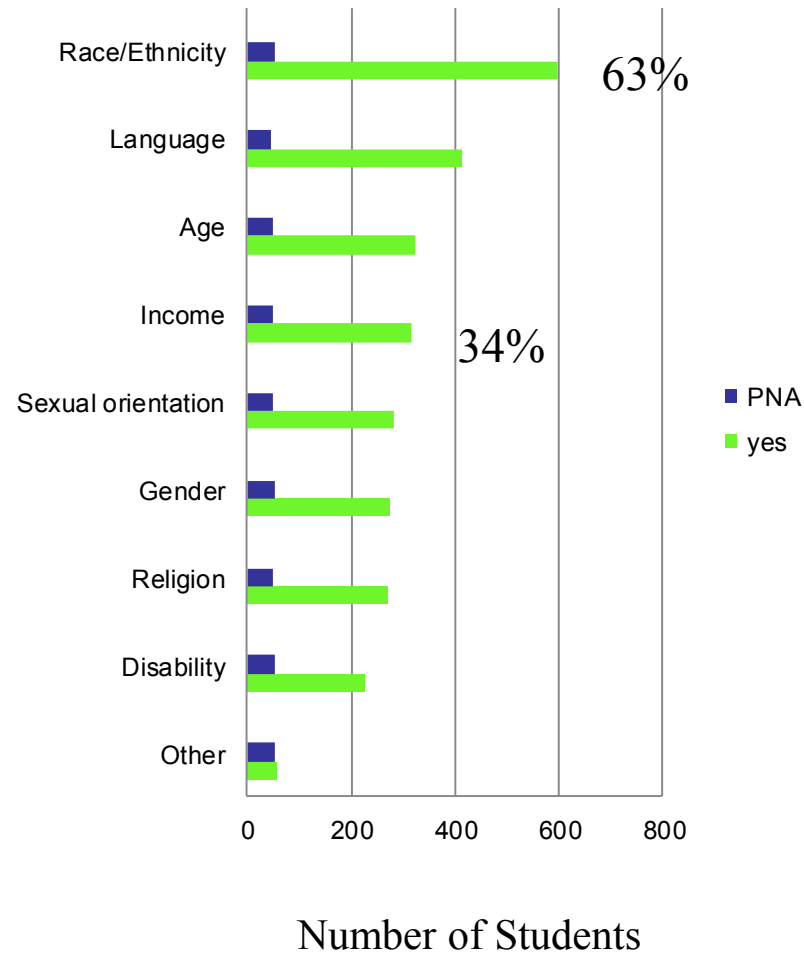
# Youth Who Were Threatened/Hurt at School\*—

Please tell us what could be done to make your school a safer place to be

## Top 10 Themes in Rank Order

1. “Anti-bullying” programs, teamwork and unity at school (15.3%)
2. Nothing can be done (5<sup>th</sup> on overall list) (14.6%)
3. Enforce rules better and impose consequences (8.7%)
4. More and better school supervisors (8.2%)
5. Teachers who listen and care and don’t have favorites (8<sup>th</sup> on overall list) (7.1%)
6. Individuals act “nicer”, “friendlier”, more respectful (9<sup>th</sup> on overall list) (6.3%)
7. More cops, guards (5.8%)
8. Activities, speakers, clubs (5.3%)
9. More security – cameras, etc. (4.5%)
10. Counseling and support (4.5%)

# Youth – Perceived Treated Unfairly



955 Students answered  
“yes” to one or more  
types of unfair treatment

PNA=Prefer not to  
answer

# Youth Who Reported Being Treated Unfairly

## What can be done to ensure fair treatment?

### Top 10 Themes in Rank Order

1. Nothing can be done (16.9%)
2. People need to be “nicer”, “friendlier”, “ more respectful” (16.4%)
3. Community get togethers, events, etc. (14.3%)
4. Use media, ads, campaigns etc, to show unfairness is wrong (12.1%)
5. Enforce laws, make new laws, change policies (10.8%)
6. Better police, security, safer community (6.1%)
7. Create more diversity (5.8%)
8. In-school educational, anti-bullying programs, etc. (5.3%)
9. Increase help and support for low income families (3.9%)
10. Enforce equality in employment (2.4%)

N = 378 valid answers of students who reported experiencing unfairness in past year.

# Youth –Please tell us what you like most about your community

## Top 9 Themes in Rank Order

1. People – Friends, family, neighbors “nice”, ”friendly”, “kind” – 20%
2. Nature – “beach”, “beauty”, “weather” ,”open space”, “mountains” – 18.5%
3. Safe, Peaceful, Calm, Quiet – 15.3%
4. There is nothing I like – 11.4%
5. Places to go are nearby– parks, shops, libraries, restaurants – 9.0%
6. “Small Town” – everyone knows everyone, “grew up here” – 8.0%
7. School, Sports, Community activities and support, community offers “ways to be active” – 7.0%
8. It just feels good– nice, comfortable, I love it – 4.4%
9. Agriculture, “rural”, “ good food”, “fresh food” – 3.1%

# Youth –Please tell us what are the most serious problems facing your community.

## Top 8 Themes in Rank Order

1. Gangs, Gang Violence, Shootings, Homicides (57.8%)
2. Drugs and Alcohol (7.0%)
3. No problems (6.6%)
4. Crime, Robberies, General Lack of Safety, Car Accidents (6.1%)
5. Drought, weather, water (5.1%)
6. Lack of community resources ( services for physical environment, lack of places, activities for teens) (4.1%)
7. Poverty, High Cost of Living, Unemployment (3.1%)
8. Poor education and value of education (2.6%)

N=1958

# Youth – Please tell us how we could give teens a voice in the community.

## Top 7 Themes in Rank Order

1. Listen when we talk, respect us (24.1%)
2. Teach us how to lead and make decisions (21.0%)
3. Let us and help us join in decision making at school and in community (16.5%)
4. Treat us as equals and appreciate teens so other adults will see us positively (12.8%)
5. There is nothing more to be done (6.8%)
6. Use media to create and distribute teen ideas (including social media, internet) (6.0%)
7. Administer surveys like this one and take action on them (3.4%)

N=1422

# Youth – Please tell us how the community could best support teenagers

## Top 9 Themes in Rank Order

1. Improve, create and increase programs, activities and services for teens – “programs”, “clubs”, “sports” (25.8%)
2. Teens want adult support, guidance and caring – “Always be there”, “by helping us pursue our dreams” (20.6%)
3. Give teens opportunities in education and jobs – “better education”, “opening businesses to give teens job opportunities” (14.7%)
4. “Listen to us”- show respect and that you “value us as equals” (12.2%)
5. Create a safer community – “make it safe day or night” (10.0%)
6. Let us have decision-making opportunities at school and in community- “giving us a role in community” (4.9%)
7. Do Nothing More (4.3%)
8. Talk to us and about us in a positive way (3.6%)